


# Functional & Aesthetical Finishes

## Finishes

The advantages of access flooring and underfloor service distribution are beneficial to a wide range of building applications - from office to educational, mission critical, casinos and beyond. Just like the buildings themselves, the spaces within them have varied and specific requirements, both functionally and aesthetically. As with conventional flooring, the access floor finish options are limitless.


Selection of the many floor materials and finishes available



Cork




Wood Laminate




Carpet Tile




Linoleum



High Pressure Laminate



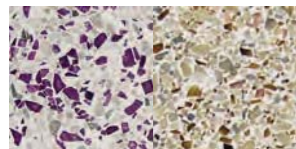
Static Control Vinyl




Rubber



Luxury Vinyl



Terrazzo



Freelay Hard Surfaces



Engineered Hardwood


# Jindao

Jindao Floors, Inc.

Address: Xiyou Town, Laizhou City, Shandong Province, China 261418

Tel: (86-535)274 3446 Fax: (86-535)274 3449

www.jindaofloors.com info@jindaofloors.com





## JINDAO RAISED ACCESS FLOOR SYSTEMS

—— WP System: Woodcore Panels & Understructures

# HPL/Bare/Vinyl Finished WP Panel

The modular square panel consists of the following parts:

- 38mm thickness high-density particle board panel, with galvanized steel reinforcement underneath
- Particle board panel is encapsulated by 4 pieces of black PVC strips along the side of the panel
- Covering: HPL, Steel, Vinyl



## Rigid Grid System

- Designed specifically for computer room, office building
- Excellent acoustics performance

## Pedestal & Stringer for Rigid Grid System

- Finished floor heights from 80mm to 1200mm

## HPL/Vinyl Finishes

- HPL/Vinyl finishes are available in many colors
- Electrical resistance range of  $2.5 \times 10^4 \sim 1 \times 10^6$  ohms or  $1 \times 10^8 \sim 2 \times 10^{10}$  ohms



## Perforated Panel

- Provide optimum airflow without turbulence
- Provide up to 10% airflow rate



### HPL Finished WP Panel

Panel	Size	Loading Performance							
		Concentrated		Uniform		Ultimate		Impact	
	MM	LBS	N	LBS/ FT <sup>2</sup>	N/M <sup>2</sup>	LBS	N	LBS	N
WP1000H	600x600x40	1000	4450	480	23000	3000	13360	180	800
WP1250H	600x600x40	1250	5563	689	33000	3750	16700	180	800

### Bare Finished WP Panel

Panel	Size	Loading Performance							
		Concentrated		Uniform		Ultimate		Impact	
	MM	LBS	N	LBS/ FT <sup>2</sup>	N/M <sup>2</sup>	LBS	N	LBS	N
WP1000B	600x600x40	1000	4450	480	23000	3000	13360	180	800
WP1250B	600x600x40	1250	5563	689	33000	3750	16700	180	800

### Vinyl Finished WP Panel

Panel	Size	Loading Performance							
		Concentrated		Uniform		Ultimate		Impact	
	MM	LBS	N	LBS/ FT <sup>2</sup>	N/M <sup>2</sup>	LBS	N	LBS	N
WP1000V	600x600x40	1000	4450	480	23000	3000	13360	180	800
WP1250V	600x600x40	1250	5563	689	33000	3750	16700	180	800